



Hahn VL-Band AT

- D** Das verdeckt liegende Band für Aluminiumtüren
- F** La paumelle invisible pour portes en aluminium
- GB** *The concealed hinge for aluminium doors*



Einbauanleitung · Notice de montage · *Installation instructions*

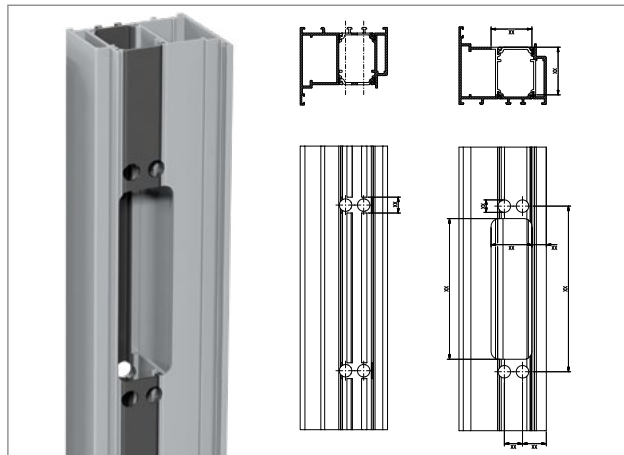
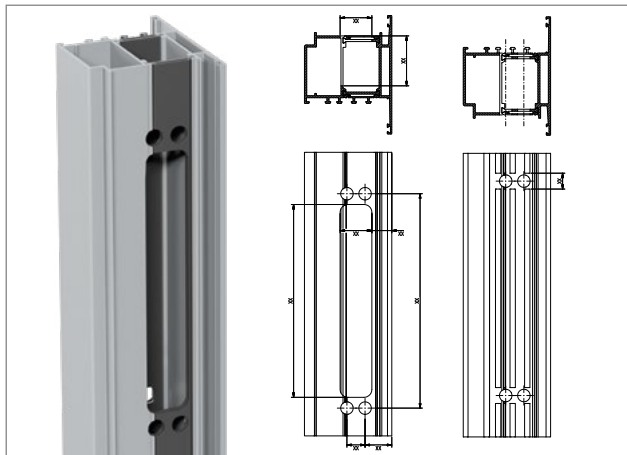


Einbauanleitung

Notice de montage

Installation instructions

Profilbearbeitung · Usinage du profilé · Section processing



Empfehlung

Die Vorbereitung der Profile sollte mit einem Bearbeitungszentrum oder einer vergleichbaren Einrichtung erfolgen. Aus diesem Grunde sind Bohrlehren nicht erforderlich. Bearbeitungszeichnungen werden für das jeweils verwendete Profilsystem zur Verfügung gestellt.

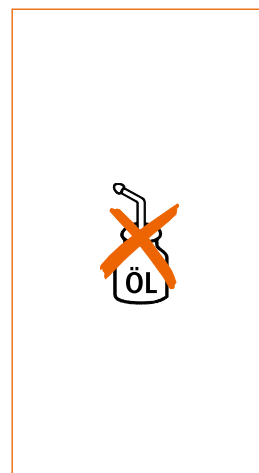
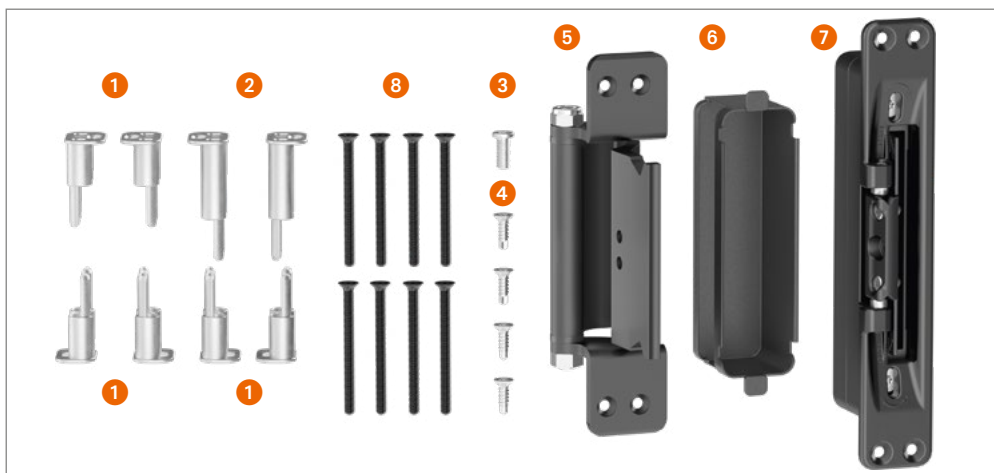

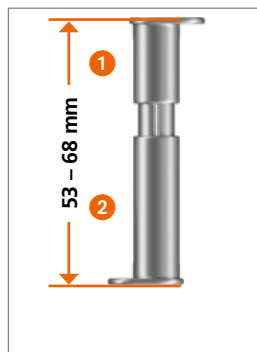
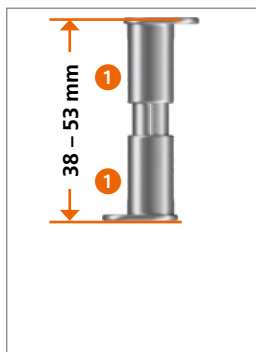
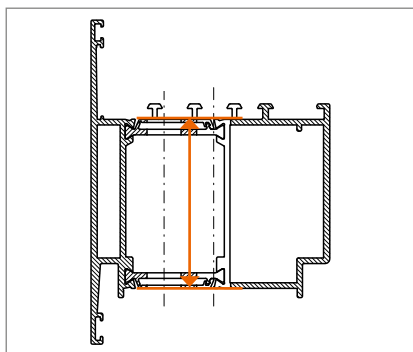
Recommandation

L'usinage des profilés devrait être effectué sur un centre d'usinage ou une machine semblable. C'est la raison pour laquelle aucun gabarit de perçage n'est nécessaire. Les plans d'usinage sont mis à votre disposition pour chaque gamme de profilés.

Suggestion



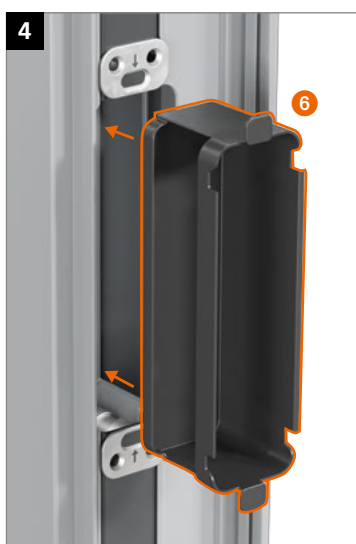
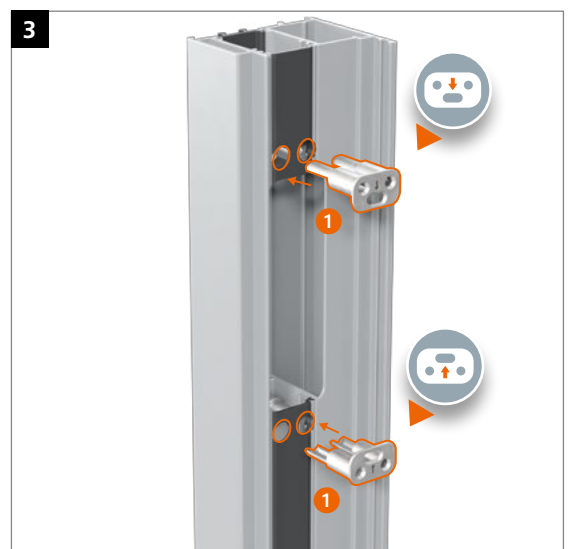
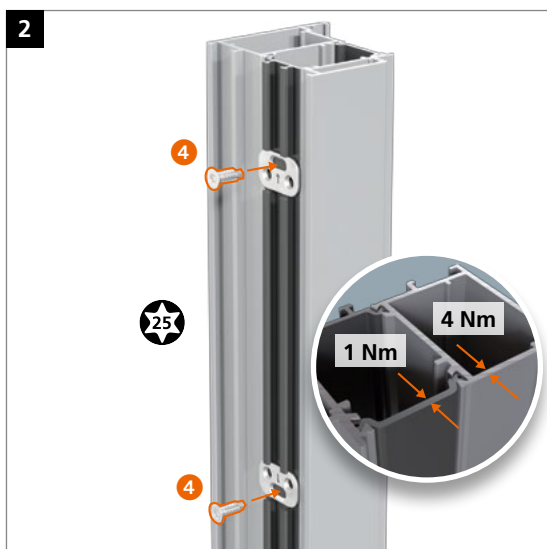
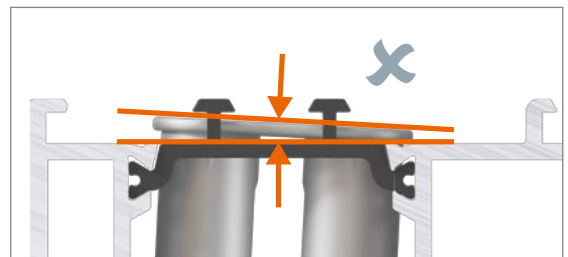
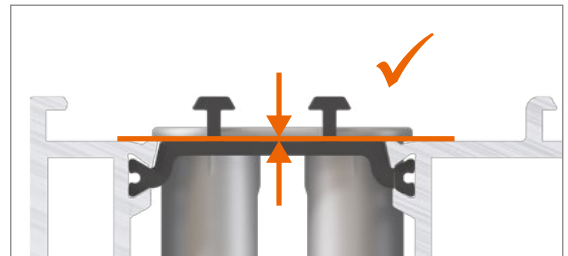
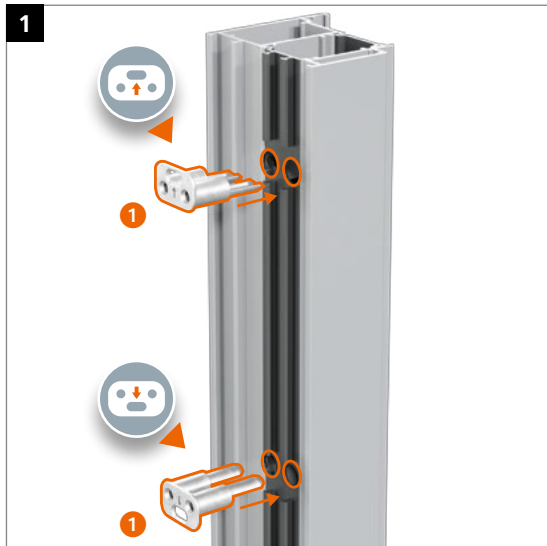
The sections should be prepared using a machining centre or a similar device. Thus, it is not necessary to use drilling jigs. Machining drawings will be provided for the relevant section system.

Einzelteile · Pièces détachées · Single Parts




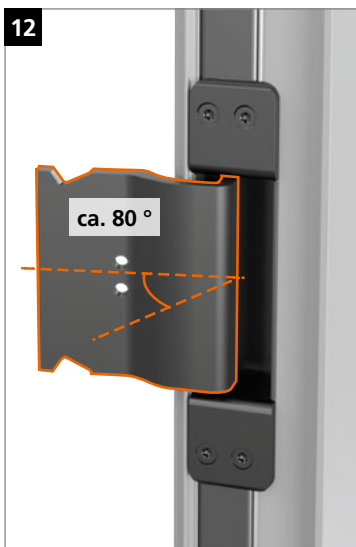
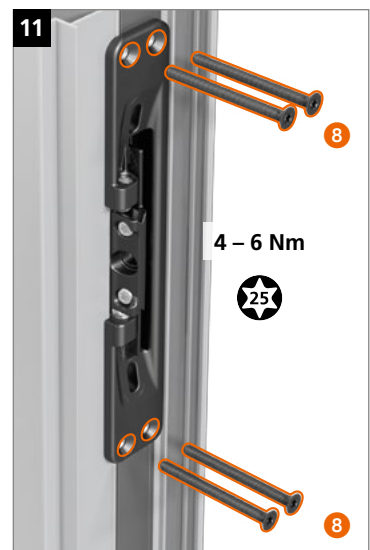

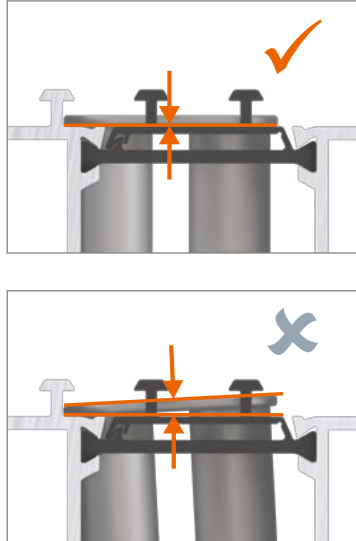
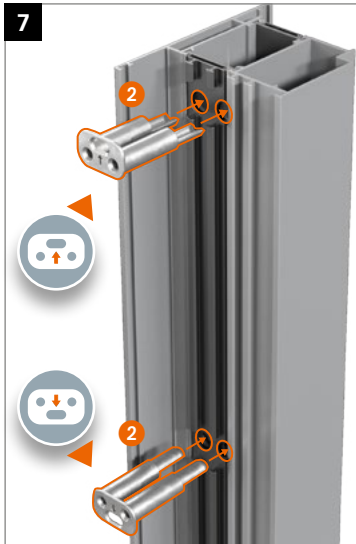
Einbauanleitung
Notice de montage
Installation instructions

Montage des Türbands · Montage de la paumelle · Installing the hinge



Einbauanleitung
Notice de montage
Installation instructions

Montage des Türbands · Montage de la paumelle · Installing the hinge



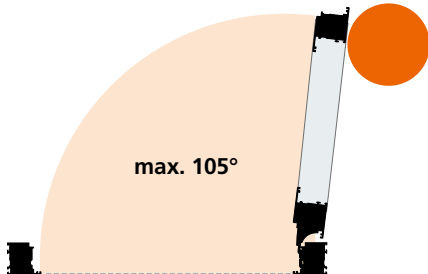
Einstellanleitung
Notice de réglage
Adjustment instructions

Verstellung der Bänder nur durch im
 Türenbau erfahrene Fachhandwerker.

Réglage et montage des paumelles
 uniquement par des professionnels qualifiés.

Adjustment and regulation only to be
 done by an experienced tradesman.

Hinweis · Remarque · Note

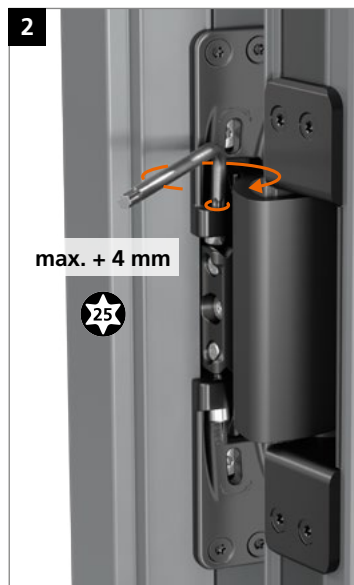
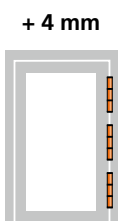
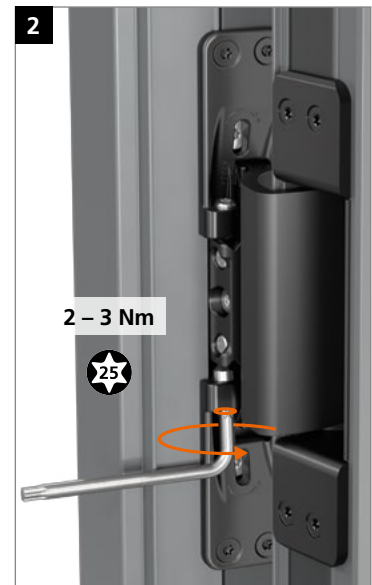
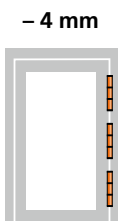


Bei Öffnungsmög-
 lichkeiten von mehr
 als 105° ist eine
 Öffnungsbegrenzung
 zwingend erforderlich.

Pour un angle d'ouverture
 supérieur à 105°, un
 limiteur d'ouverture est
 indispensable.

With opening
 possibilities over 105°,
 an opening restriction
 is imperative.

Höhenverstellung · Réglage en hauteur · Height adjustment




Einstellanleitung
Notice de réglage
Adjustment instructions

Verstellung der Bänder nur durch im Türenbau erfahrene Fachhandwerker.

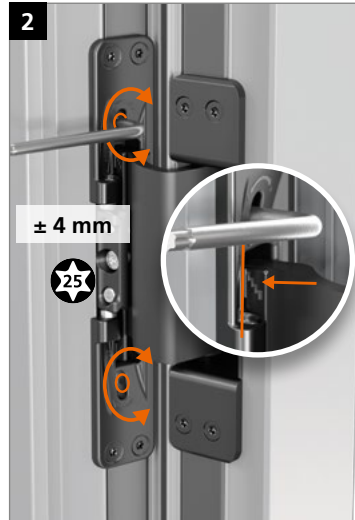

Réglage et montage des paumelles uniquement par des professionnels qualifiés.

Adjustment and regulation only to be done by an experienced tradesman.

Horizontalverstellung · Réglage horizontal · Horizontal adjustment



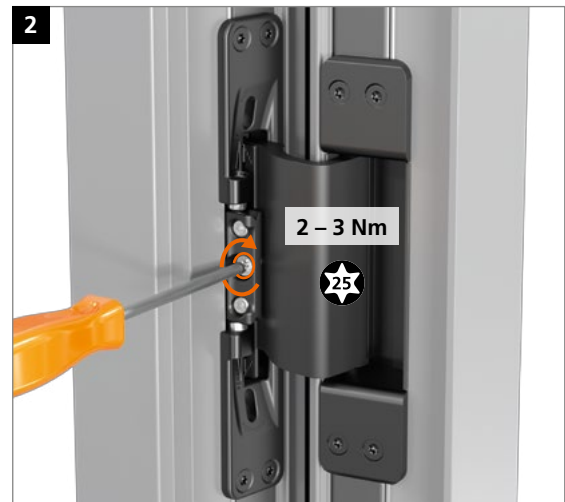
± 4 mm



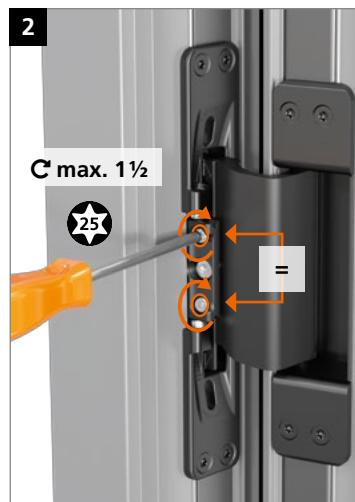
Dichtungsandrucksverstellung · Régler la pression du joint d'étanchéité · Adjusting the sealing pressure



+ 1,5 mm



- 1,5 mm



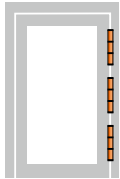
Einstellanleitung
Notice de réglage
Adjustment instructions

Verstellung der Bänder nur durch im
Türenbau erfahrene Fachhandwerker.

Réglage et montage des paumelles
uniquement par des professionnels qualifiés.

Adjustment and regulation only to be
done by an experienced tradesman.

Demontage des Türbands · Démontage de la paumelle · Dissassembly of the hinge





Dr. Hahn GmbH & Co. KG

Trompeterallee 162 – 170 · D-41189 Mönchengladbach
Postfach 400109 · D-41181 Mönchengladbach
Phone +49(0)2166 954-3 · E-Mail: sales@dr-hahn.com
www.dr-hahn.eu